


The logo features a stylized 'R' inside a square frame on the left. To its right, the word 'LAXREE' is written in a bold, sans-serif font with a registered trademark symbol (®). Below 'LAXREE' is a horizontal line, and underneath that line, the words 'Roofing Solutions' are written in a smaller, serif font.


LAXREE[®]
Roofing Solutions



www.laxree.com



**UNDER EVERY
ROOF LIES
A STORY**

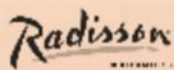


About US

At LaxRee Roofing Solutions, we redefine roofing excellence. With a steadfast commitment to quality, innovation, and sustainability, we bring you a diverse range of premium roofing materials. From stone coated metal roof tiles that blend elegance with durability, to artificial thatch roof tiles that marry tradition with modernity, and asphalt shingle roof tiles that combine versatility with style, our offerings are crafted to elevate your projects. With nationwide reach and a mission to provide sustainable solutions at affordable rates, we're your trusted partner in creating roofs that stand the test of time. Welcome to a world where form meets function, and beauty is fortified by strength.

Welcome to Laxree Roofing Solutions.

Our Esteemed Clients



Certifications & Accreditations



Stone Coated Tile

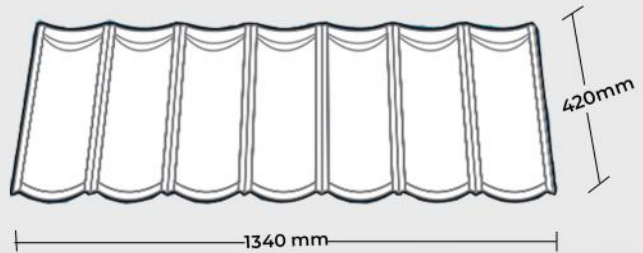


CLASSIC TILE



TILE SPECIFICATION

Overall Length	1340x420 mm
Thickness	0.4 mm
Area Coverage /Tile	6 sq ft
Tile/SQM	2 pcs
Weight/Tile	2.7 kg



02



Light but strong, durable and beautiful roofing tile. This tile is suitable for the roof of steel structure, timber structure and concrete structures. It is better for places with -6 to 32 degree temperature.

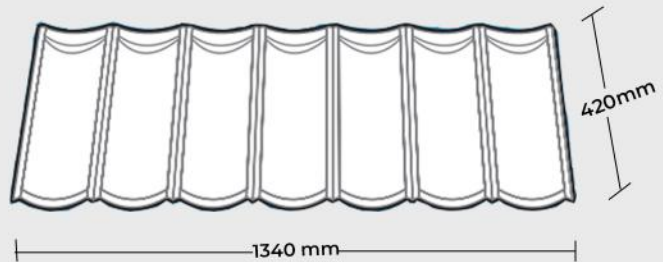
The actual color may differ slightly !

CLASSIC PRO TILE



TILE SPECIFICATION

Overall Length	1340x420 mm
Thickness	0.5 mm
Area Coverage /Tile	6 sq ft
Tile/SQM	2 pcs
Weight/Tile	3.2 kg



03

These tiles are a robust and durable roofing solution that is perfect for any project. Made from high-quality materials, these tiles are strong and resistant to weathering and fading. They are easy to install and maintain, making them a cost-effective choice for all buildings. The classic design of these tiles adds a timeless, sophisticated look to any property.

The actual color may differ slightly !

STONE COATED SHINGLE TILE



Double Color

TILE SPECIFICATION

Overall Length	1340x420 mm
Thickness	0.4 mm
Area Coverage /Tile	6 sq ft
Tile/SQM	2 pcs
Weight/Tile	2.7 kg



Single Color

04

These tiles offer a natural, attractive appearance and are designed to withstand harsh weather conditions.

These tiles are lightweight, durable, and easy to install, making them a popular choice for all properties. They are also energy-efficient and can help to reduce heating and cooling costs. Overall, these tiles provide a stylish and practical solution for roofing needs.



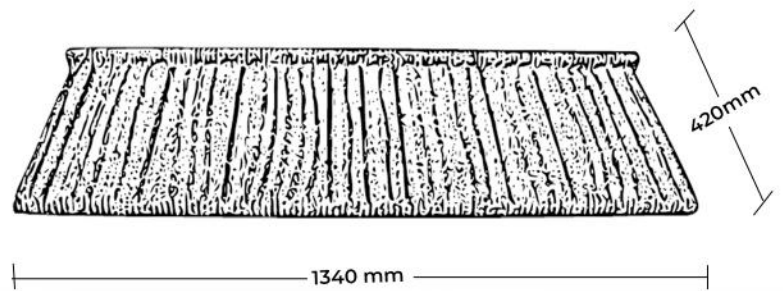
The actual color may differ slightly!

STONE COATED WOOD TILE



TILE SPECIFICATION

Overall Length	1340x420 mm
Thickness	0.4 mm
Area Coverage /Tile	0.6 sq ft
Tile/SQM	2 pcs
Weight/Tile	2.7 kg



05

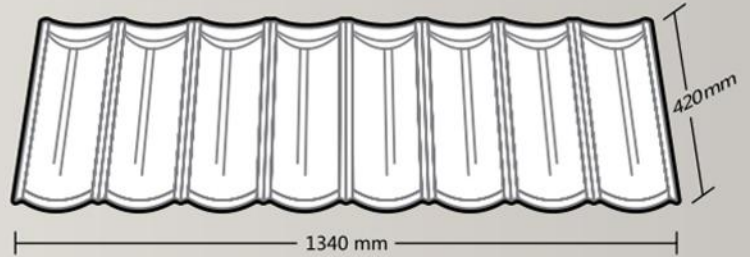
It combines the natural beauty of wood with the durability and strength of stone. These tiles have the aesthetic appeal of wood but is much more resistant to weathering and other external factors. They are a popular choice for all those who are looking to add a touch of natural beauty to their property while also ensuring long-lasting protection.

The actual color may differ slightly!

TUDOR PRO TILE

TILE SPECIFICATION

Overall Length	1340x420 mm
Thickness	0.4 / 0.5 mm
Area Coverage /Tile	0.6 sq ft
Tile/SQM	2 pcs
Weight/Tile	2.7 / 3.2 kg



06


These tiles are designed for easy installation and durability. They are made from high-quality materials and are resistant to weathering and wear. These tiles are suitable for use on a variety of roofing surfaces, including steel, timber, and concrete. They have a sleek, modern appearance and are available in a range of colors to suit any aesthetic.

The actual color may differ slightly from the image.

NOSEN TILE



Overall Length	1340x420 mm
Thickness	0.4 mm
Area Coverage /Tile	6 sq ft
Tile/SQM	2 pcs
Weight/Tile	2.7 kg



07

These tiles combine sleek composite materials with advanced heat preservation technology. They are made from an extruded sheet of sparkling polyurethane, which gives them a sleek and modern appearance. It provides excellent heat insulation, thanks to the inclusion of heat insulation cotton in the tile structure. This makes them an energy-efficient choice for any building, helping to reduce energy costs and improve overall comfort.


The actual color may differ slightly !

Main Accessories

08



Angle Ridge Cap

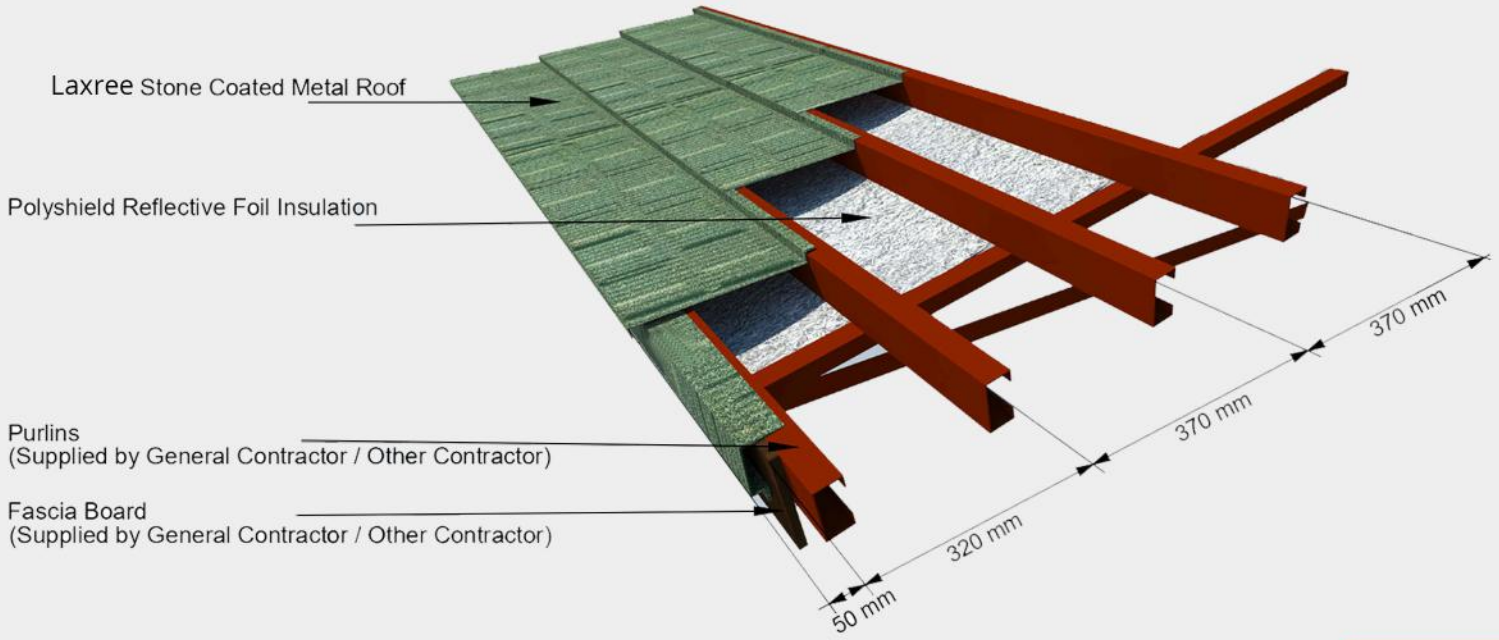


Flat Board

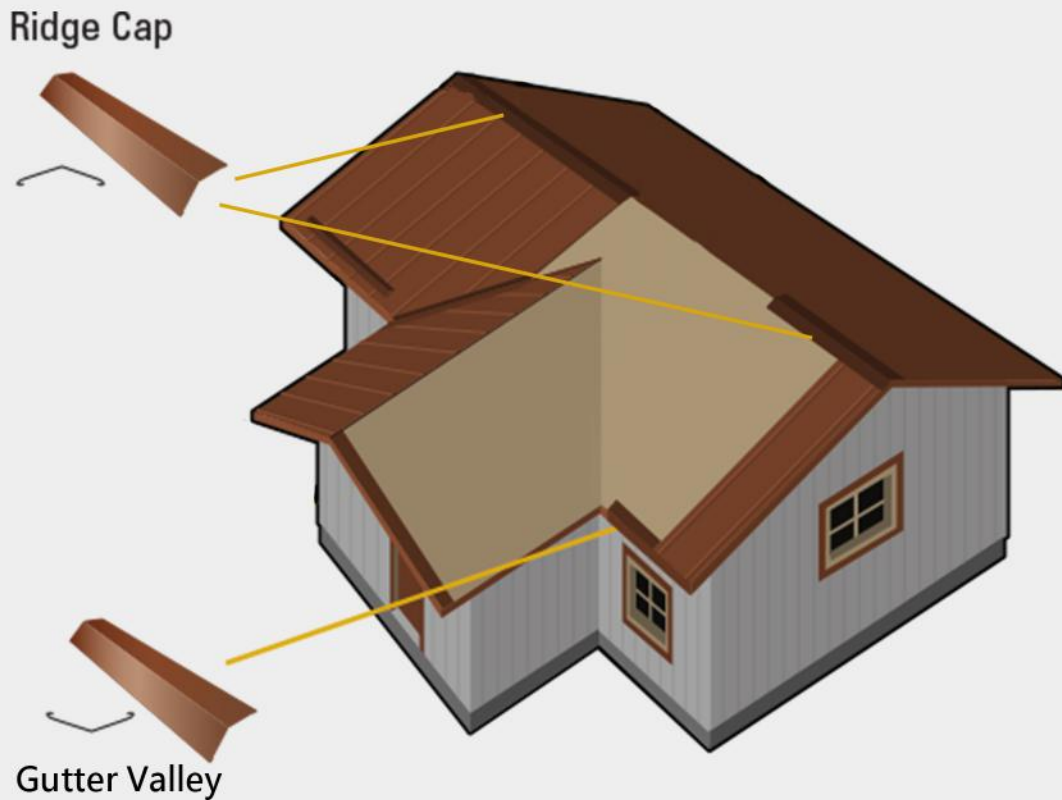


Auxiliary Materials

Stone Coated Metal Roof Tiles Installation



09



Colour Shades



Terracotta



Green



Cement Grey




Red Black




Brown Black



White Blue



Blue Black



Black



Coffee


Synthetic Thatch Tile



Thatch Roof Tiles

TILE SPECIFICATION

Overall Length	1000x500 mm
Thickness	1.6 cm
Area Coverage /Tile	5.40 sq ft
Tile/SQM	4 pcs
Weight/Tile	500 gms.
Variant	FR / Non FR



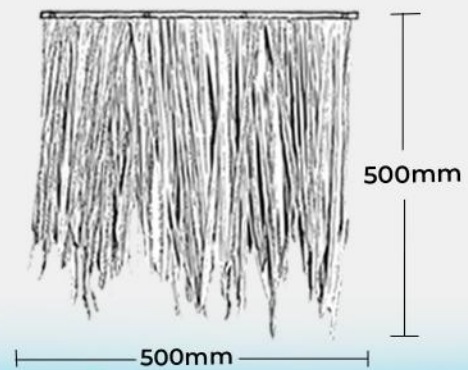
12

This roof tile is a high-quality and durable product that is resistant to fire, wind, corrosion, impact, and pests. It also has excellent weather-resistance and is easy to install and maintain. In addition, it has a stylish appearance with a range of color options, and it is environmentally friendly as it has low carbon emissions and is recyclable.

The actual color may differ slightly !

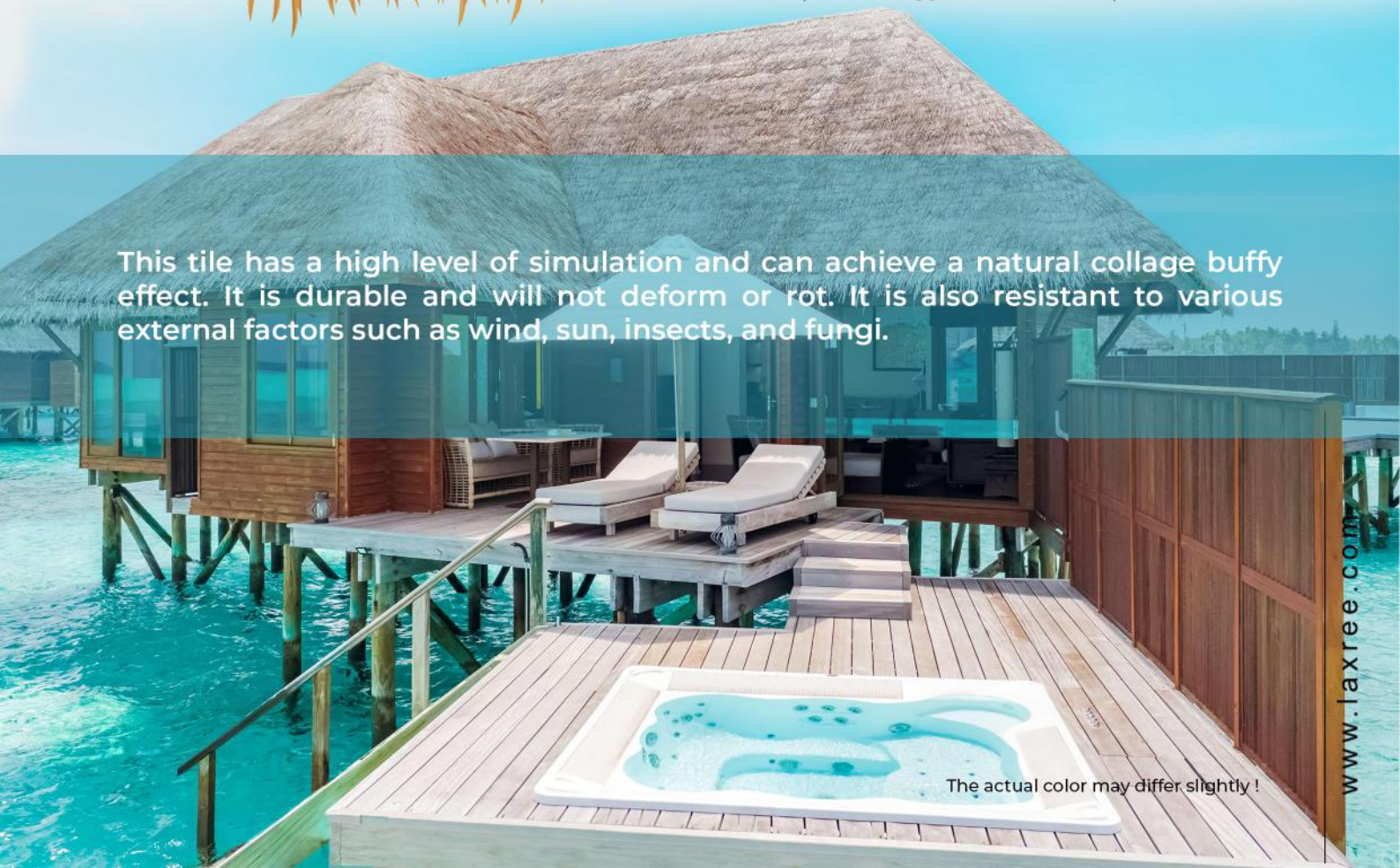
TILE SPECIFICATION

Overall Length	500x500 mm
Thickness	1.2 cm
Area Coverage /Tile	2.69 sq ft
Tile/SQM	6-7 pcs
Weight/Tile	650 gms.
Variant	FR / Non FR



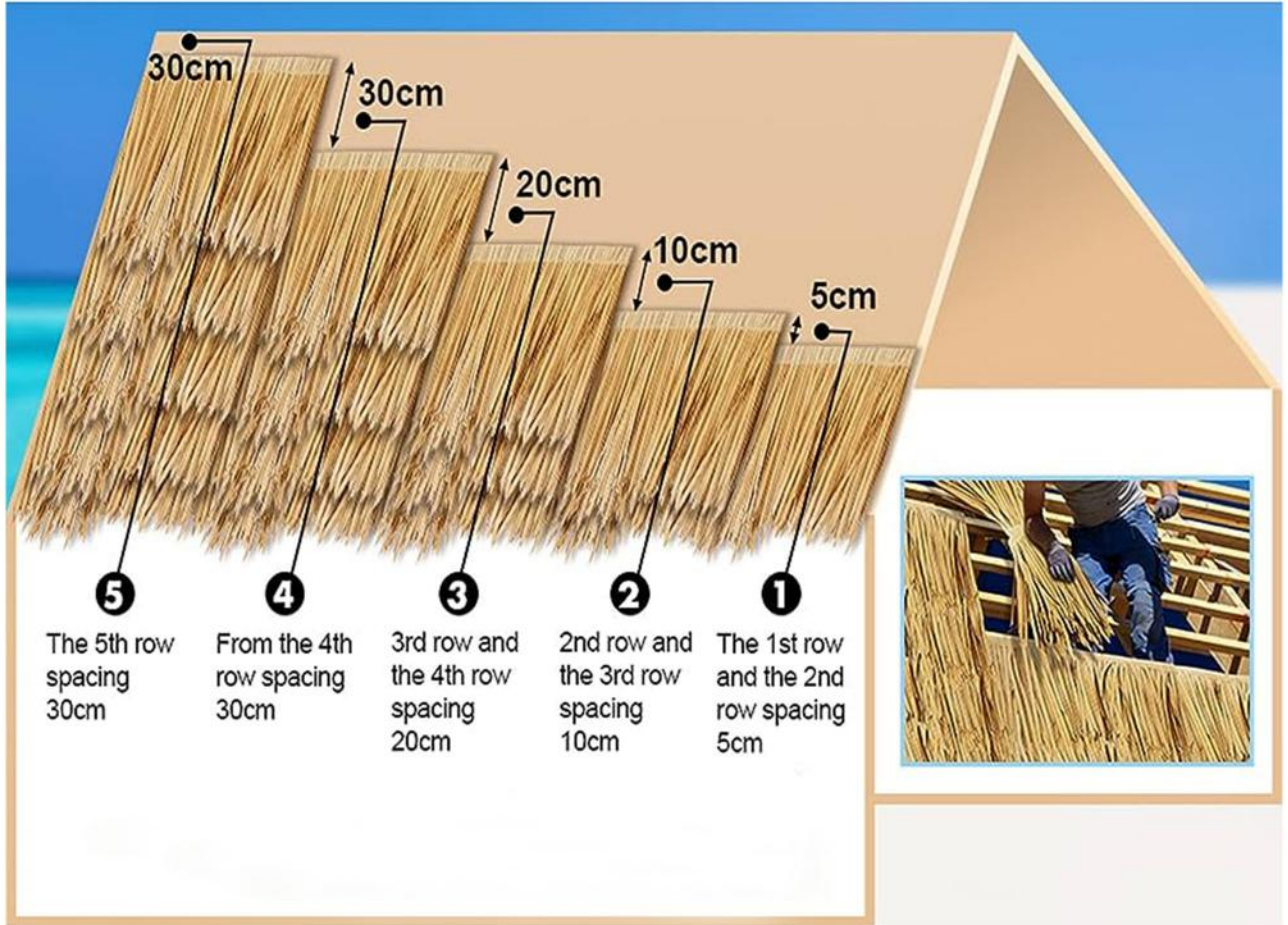
13

This tile has a high level of simulation and can achieve a natural collage buffy effect. It is durable and will not deform or rot. It is also resistant to various external factors such as wind, sun, insects, and fungi.



The actual color may differ slightly!

Synthetic Thatch Roof Tiles Installation

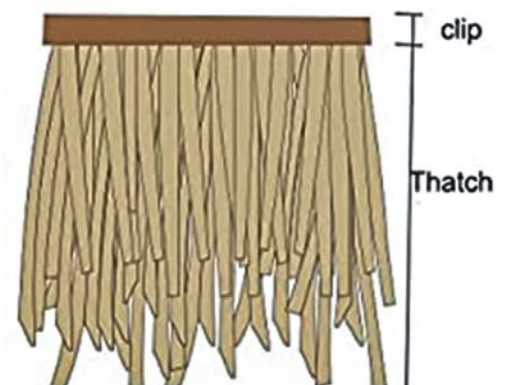


14

using screw / nail



Construction diagram:




Asphalt Shingle Tile



Asphalt Shingle Tile

3 Tab Shingles



Laminated Shingles



16

They are composed of a layer of asphalt coated with a layer of colored stone granules. The asphalt provides a water-resistant barrier, while the stone granules give the tiles a natural, attractive appearance. These roof tiles are highly durable and can last for many years with proper maintenance. They are also resistant to fading, wind, and impact, making them a popular choice for both residential and commercial buildings.




The actual color may differ slightly!

TILE SPECIFICATION

Type	Size	Thickness	Tile/SQM	Coverage
3 Tab Shingles	1000*333mm	2.7mm	7 pc	3.5 sq ft
Laminated	1000*333mm	2.7mm	7 pc	3.5 sq ft
Mosaic	1000*333mm	2.7mm	7 pc	3.5 sq ft
Fish	1000*333mm	2.7mm	7 pc	3.5 sq ft

Mosaic



Fish




Stone coated asphalt shingle roof tiles are available in a variety of colors and styles, allowing buyers to choose a look that best suits their property's architecture and design.



The actual color may differ slightly!

Asphalt Shingle Roof Tiles Installation

18



1. Asphalt Shingles
2. Nails / Self Tapping Screws
3. Roof Deck Protection (Optional)
4. Starter Strip Shingles (Optional)
5. 18mm Board

EXPERIENCE
LUXURY AND
DURABILITY
WITH LAXREE'S
PREMIUM
ROOFING TILES



LAXREE AMENITIES PVT. LTD.

For Enquiry, Contact :

E-Mail: roofing@laxree.com

Mob. : +91 9828054400, +91 9352054400

Toll Free 1800 120 7001

Authorized Dealer / Distributor:



www.laxree.com